

# Technical information










## STOLL front loaders

### Assignment of electrical connector

Scope:	STOLL front loaders
Symptom:	Electrical malfunction on the front loader
Possible cause:	Incorrect assignment 7-pole or 8-pole connector

If an error has occurred when the electrical connection was being assembled, there may be malfunctions or system failures.

#### Pin assignment of 8-pole DEUTSCH connector and 7-pole connector

Front loader function	Core colour (Stoll wiring)	DEUTSCH connector (8-pole) contact no.	7-pole connector Contact no.
4th control circuit	Brown (BR) 	1	1
3rd control circuit	Black (BK) 	2	2
Rapid traverse / Rapid emptying	Blue (BU) 	3	3
Rescooping / RTL	White (WH) 	4	4
Comfort Drive	Yellow (YE) 	5	5
Hydro-Lock	Red (RD) 	6	6
Earth	Green (GN) 	7	7

